

"Somebody That I Used To Know"

Gotye feat. Kimbra (2011)

129 bpm

		1	2	3	4	1	2	3	4	1	2	3	4	1	2	3	4
Intro	(Riff:)	Dm	C	Dm	C	Dm	C	Dm	C	Dm	C	Dm	C	Dm	C	Dm	C
Vers 1	Now and then I think of when we were together Like when you said you felt so happy you could die Told myself that you were right for me But felt so lonely in your company But that was love and to make us still remember	Dm	C	Dm	C	Dm	C	Dm	C	Dm	C	Dm	C	Dm	C	Dm	C
Mel.spil 1	(Ponte:)	Dm	C	Dm	C	Dm	C	Dm	C	Dm	C	Dm	C	Dm	C	Dm	C
Vers 2	You can get addicted to a certain kind of sadness Like resignation to the end, always the end So when we found that we could not make sense Well you said that we would still be friends But I'll admit that I was glad it was over	Dm	C	Dm	C	Dm	C	Dm	C	Dm	C	Dm	C	Dm	C	Dm	C
Om k 1.1	<i>But you didn't have to cut me off Make out like it never happened and that we were nothing And I don't even need your love But you treat me like a stranger and that feels so rough No you didn't have to stoop so low Have your friends collect your records and then change your number I guess that I don't need that though Now you're just somebody that I used to know</i> (Riff:)	Dm	C	A ^{#2}	C	Dm	C	A ^{#2}	C	Dm	C	A ^{#2}	C	Dm	C	A ^{#2}	C
Om k 1.2	Now you're just somebody that I used to know Now you're just somebody that I used to know	Dm	C	A ^{#2}	C	Dm	C	A ^{#2}	C	Dm	C	A ^{#2}	C	Dm	C	A ^{#2}	C
Mel.spil 2	(Ponte:)	Dm	C	Dm	C	Dm	C	Dm	C	Dm	C	Dm	C	Dm	C	Dm	C
Vers 3.1	Now and then I think of all the times you screwed me over But had me believing it was always something that I'd done	Dm	C	Dm	C	Dm	C	Dm	C	Dm	C	Dm	C	Dm	C	Dm	C
Vers 3.2	But I don't wanna live that way Reading into every word you say You said that you could let it go And I wouldn't catch you hung up on somebody that you used to know	C ²	C ²	C ²	C ²	C ²	C ²	C ²	C ²	C ²	C ²	C ²	C ²	C ²	C ²	C ²	C ²
Om k 2.1	<i>But you didn't have to cut me off Make out like it never happened and that we were nothing And I don't even need your love But you treat me like a stranger and that feels so rough No you didn't have to stoop so low Have your friends collect your records and then change your number I guess that I don't need that though Now you're just somebody that I used to know</i>	Dm	C	A ^{#2}	C	Dm	C	A ^{#2}	C	Dm	C	A ^{#2}	C	Dm	C	A ^{#2}	C
Om k 2.2	(m. riff) (Somebody) (I used to know) (Somebody) Now you're just somebody that I used to know (Somebody) (I used to know) (Somebody) Now you're just somebody that I used to know	Dm	C	A ^{#2}	C	Dm	C	A ^{#2}	C	Dm	C	A ^{#2}	C	Dm	C	A ^{#2}	C
Outro	(I used to know) (that I used to know) (I used to know) (Somebody.....)	Dm	C	A ^{#2}	C	Dm	C	A ^{#2}	C	Dm	C	A ^{#2}	C	Dm	C	A ^{#2}	C

Fra albumet "Making Mirrors"

"Somebody That I Used To Know"

Gotye feat. Kimbra (2011)

Forslag til sammenspil

Tempo: 129 bpm

Akkorderne **A#2** og **C2** er dem, som står herunder som **A#sus2** og **Csus2**. De kan også spilles som henholdsvis **A#add9** og **Cadd9**, hvor der er tilføjet den 9. tone fra grundtonen, også kaldet en *nona*.

For at gøre nummeret lettere at spille, kan man erstattes **A#2** med en **Dm/A#**, hvor der spilles en almindelig **Dm**-akkord og bassen spiller **A#**. Ligeledes kan **C2** erstattes med en ren **C**-akkord.

Bassen:

E-streng
A-streng
D-streng
G-streng

12. 9. 7. 5. 3. Sadlen

Rytme 1:

	1	2	3	4
Anslag	X	X	X	X

Rytme 2:

	1	2	3	4	1	2	3	4
Anslag	X	X		X	X	X		

Marimba (riff):



Ponte (riff):

Kan spilles af et hvilket som helst melodi-instrument. Det kunne være keyboard, guitar eller marimba/xylofon.

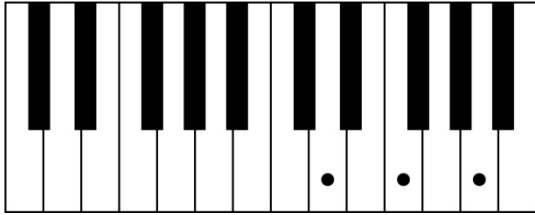


"Somebody That I Used To Know"

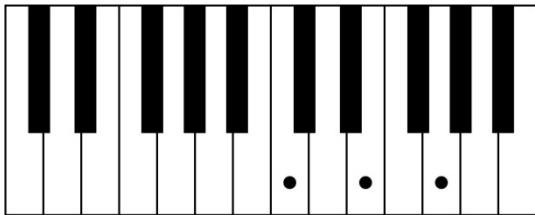
Gotye feat. Kimbra (2011)

Klaver/keyboard:

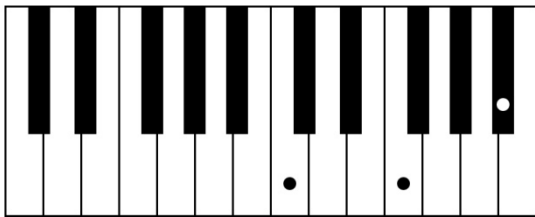
Dm



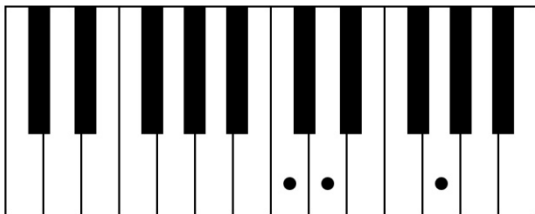
C



A#sus2

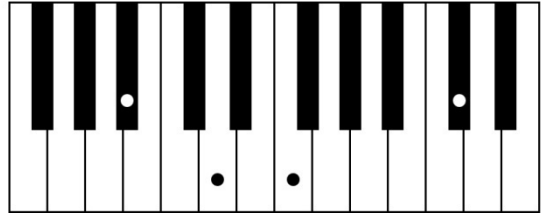


Csus2

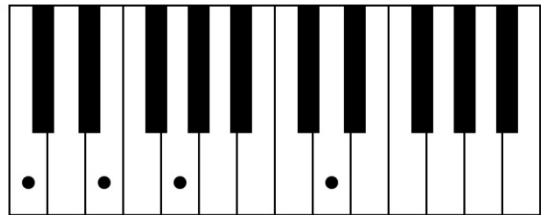


Alternative akkorder:

A#add9



Cadd9



Rytme 1:

	1	2	3	4
Anslag	X	X	X	X

Rytme 2:

	1	2	3	4	1	2	3	4
Anslag	X	X		X	X	X		

"Somebody That I Used To Know"

Gotye feat. Kimbra (2011)

Guitaren:

På en enkelt elektrisk guitar kan den med fordel kun spilles på de to midterste strenge, med udgangspunkt i de guitarakkorder fra den øverste linje herunder.

Dm

5

5 5 7 7 6 5

C

3

3 3 5 5 5 3

A#sus2

1

1 1 3 3 1 1

Csus2

3

3 3 5 5 3 3

Alternative akkorder:

Dm

x x

- - 0 2 3 1

C

0 3 2 0 1 0

Csus2

0 3 0 0 1 0

C

3

3 3 5 5 5 3

Rytme 1:

	1	2	3	4
Anslag	↓	↑	↓	↑

Rytme 3:

	1	2	3	4
Anslag		↑		↑

Rytme 2:

	1	2	3	4	1	2	3	4
Anslag	↓	↓		↓	↓	↓		

Trommer:

Rytme 1:

	1	2	3	4
Hi-hat		X		X

Rytme 2:

	1	2	3	4
Hi-hat	X	X	X	X
Stor-tromme	X		X	

Rytme 3:

	1	2	3	4	1	2	3	4
Hi-hat	X X	X X	X X	X X	X X	X X	X X	X X
Lille-tromme		X		X		X		X X
Stor-tromme	X		X		X		X	

